

# Specification sheet



**Product description**  
**Model name**  
**Product Code**  
**EAN code**  
**ITF code**

Toshiba LED LAMP E-CORE  
LDAC0627E7EU  
218-50439  
4974550433891  
14974550433898

## ■ The strong point of TOSHIBA E-CORE LED Lamp

- Low energy and high efficacy.
- Mercury Free
- Instant full light
- Low Heat Radiation
- Low UV radiation

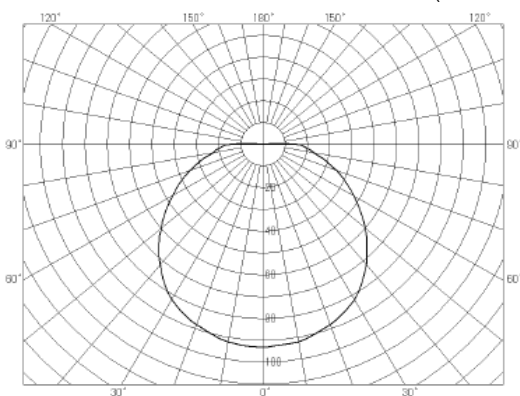
## ■ Technical DATA

|   |                                |
|---|--------------------------------|
| Rated Voltage ( V )                               | 220-240                        |
| Rated Wattage ( W )                               | 5.5                            |
| Frequency ( Hz )                                  | 50 / 60                        |
| Rated Input Current ( mA )                        | 43                             |
| Power Factor                                      | 0.56                           |
| Luminous Flux( lm )                               | 325                            |
| Colour Description                                | Warm White                     |
| Colour Temperature ( K )                          | 2700                           |
| Colour Rendering Index (Ra)                       | 80                             |
| Beam Angle ( ° )                                  | -                              |
| CBCP ( cd )                                       | -                              |
| Lamp Efficacy ( lm / W )                          | 59.1                           |
| Rated Lamp Lifetime ( h )                         | 40,000                         |
| Lumen Maintenance                                 | 70% at the rated lamp lifetime |
| Number of Switching Cycle                         | over 20000 times               |
| Dimming   | Not dimmable                   |
| Overall Length ( mm )                             | 112                            |
| Diameter ( mm )                                   | 60                             |
| Net Weight ( g )                                  | 75                             |
| Cap   | E27                            |
| Starting Time ( s )                               | <0.5                           |
| LED Min Lumens to claim wattage equivalence ( W ) | 30                             |

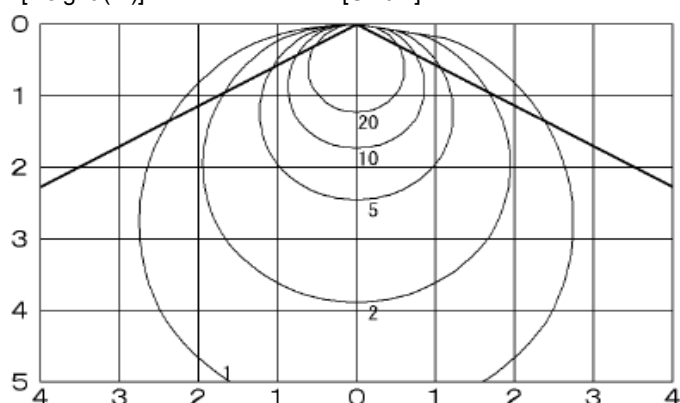
## ■ Packaging Details

| Packaging Type(Std.Pkg.Q'ty) | Dimensions (L×W×H) | Gross Weight (g) | EAN / ITF CODE |
|------------------------------|--------------------|------------------|----------------|
| Gift Box (1pce)              | 70mm×70mm×140mm    | 125g             | 4974550433891  |
| Outer carton (10pcs)         | 414mm×186mm×166mm  | 1720g            | 14974550433898 |

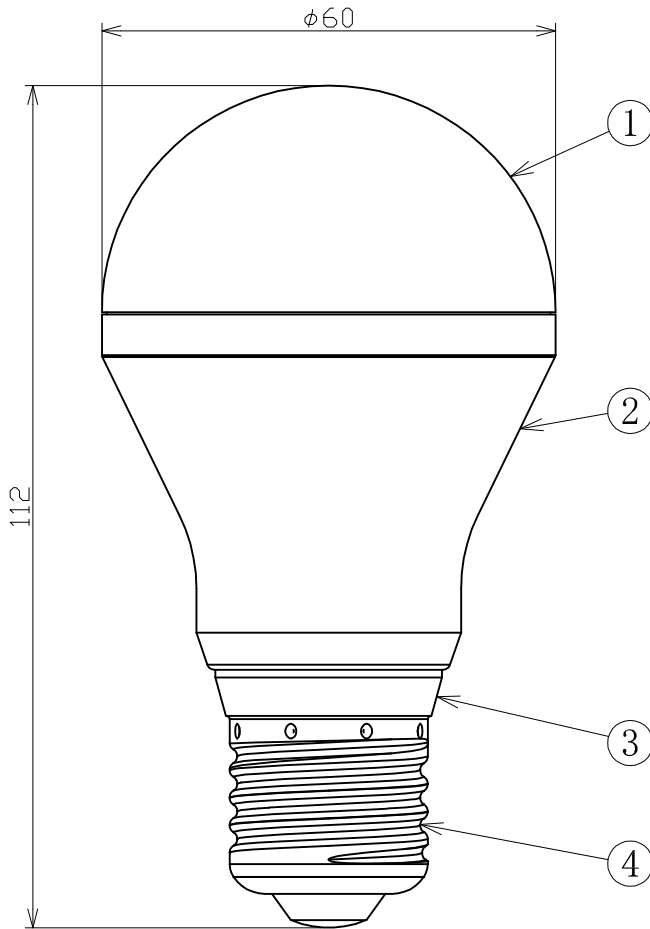
LUMINOUS INTENSITY DISTRIBUTION CURVE (cd / 1000lm)



[Height (m)] [Unit:lx]



Specifications are subject to be changed.



| General Characteristics |  |                                |
|-------------------------|--|--------------------------------|
| 1                       | Rated Voltage (V)                              | 220-240                        |
| 2                       | Rated Wattage (W)                              | 5.5                            |
| 3                       | Frequency (Hz)                                 | 50 / 60                        |
| 4                       | Rated Input Current (mA)                       | 43                             |
| 5                       | Power Factor                                   | 0.55                           |
| 6                       | Luminous Flux                                  | 325                            |
| 7                       | Colour Description                             | Warm White                     |
| 8                       | Colour Temperature (K)                         | 2700                           |
| 9                       | Colour Rendering Index (Ra)                    | 80                             |
| 10                      | Beam Angle                                     | -                              |
| 11                      | Lamp Finish                                    | Frost                          |
| 12                      | Lamp Efficacy (lm/W)                           | 59                             |
| 13                      | Rated Lamp Lifetime (h)                        | 40,000                         |
| 14                      | Lumen Maintenance                              | 70% at the rated lamp lifetime |
| 15                      | Number of Switching Cycle                      | over 20,000 times              |
| 16                      | Dimming  | Not dimmable                   |
| 17                      | Overall Length (mm)                            | 112                            |
| 18                      | Diameter (mm)                                  | 60                             |
| 19                      | Net Weight (g)                                 | 75                             |
| 20                      | Cap  | E27/27                         |
| 21                      | Starting time (s)                              | <0.5                           |
| 22                      | LED Min Lumen to claim wattage equivalence (W) | 30                             |

| No. | Part   | Material |
|-----|--------|----------|
| ①   | Globe  | PC       |
| ②   | Body   | A1060    |
| ③   | Capper | PBT      |
| ④   | Cap    | Brassr   |

| Safety Information   |  |
|--|--|
| <b>⚠ WARNING</b>   |  |
| <ul style="list-style-type: none"> <li>• Do not cover this product with paper or cloth, or put it close to anything easy to burn, otherwise, fire may occur.</li> <li>• Do not use with dimmers, timers or other control devices.</li> <li>• Turn off the power before attaching a lamp to a lighting device, before detaching a lamp from a lighting device, or before cleaning a lighting device, otherwise, you may have an electric shock.</li> </ul>  |  |
| <b>⚠ CAUTION</b>   |  |
| <ul style="list-style-type: none"> <li>• Do not use this product in a way of being exposed to rain or raindrops, nor at a high level of humidity, otherwise, it may be damaged.</li> <li>• Do not drop a lamp, nor have it hit some object, nor put a heavy load on it, nor apply any excessive pressure.</li> <li>• Do not touch a lamp with your hand or skin when it is on or soon after it is turned off because it is hot, otherwise, you may have a burn.</li> <li>• Attach this product to a socket firmly, otherwise, it may drop off, or may overheat or emit smoke because of bad contact.</li> <li>• Use this product in the range of 5°C-40°C (41°F-104°F).</li> <li>• If a lamp does not normally light, e.g., if it flashes sporadically, turn off the power and replace the lamp.</li> <li>• Do not look at LED device directly.</li> <li>• Do not spray a pesticide over this lamp.</li> </ul> |  |

|                                  |                               |   |   |
|----------------------------------|-------------------------------|---|---|
| MODEL NO.<br><b>LDAC0627E7EU</b> |                               | DESCRIPTION<br><b>TOSHIBA LED LAMP<br/>E-CORE</b> |   |
| APPROVED BY<br><i>M. Kamata</i>  | CHARGED BY<br><i>K. Ogawa</i> | DRAWING NO.<br>BA2011-00112-01                    | — |
| 3rd ANGLE                        | SCALE: —                      | UNIT: mm  |   |

