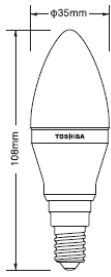


Specification sheet



Product description
Model name
Product Code
EAN code
ITF code

Toshiba LED LAMP E-CORE
LDCC0627CE4EUD
218-50396
4974550426619
14974550426616

■ The strong point of TOSHIBA E-CORE LED Lamp

- Low energy and high efficacy.
- Mercury Free
- Instant illumination
- Low Heat Radiation
- Low UV radiation

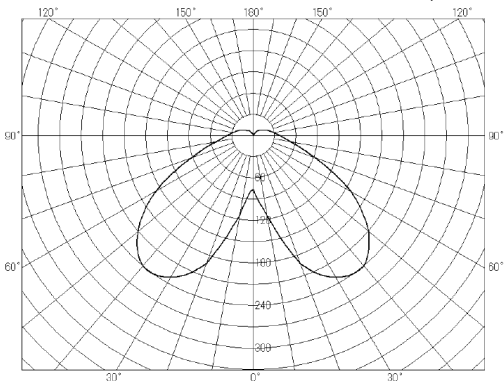
■ Technical DATA

| | |
|---|--------------------------------|
| Rated Voltage (V) | 220-240 |
| Rated Wattage (W) | 6.0 |
| Frequency (Hz) | 50 / 60 |
| Rated Input Current (mA) | 40 |
| Power Factor | 0.65 |
| Luminous Flux(lm) | 250 |
| Colour Description | Warm White |
| Colour Temperature (K) | 2700 |
| Colour Rendering Index (Ra) | 80 |
| Beam Angle (°) | - |
| Lamp Finish | Clear |
| Lamp Efficacy (lm / W) | 41.7 |
| Rated Lamp Lifetime (h) | 20,000 |
| Lumen Maintenance | 70% at the rated lamp lifetime |
| Number of Switching Cycle | over 20000 times |
| Dimming | Dimmable |
| Overall Length (mm) | 108.0 |
| Diameter (mm) | 35 |
| Net Weight (g) | 68 |
| Cap | E14 |
| Starting Time (s) | <0.5 |
| LED Min Lumens to claim wattage equivalence (W) | 25 |

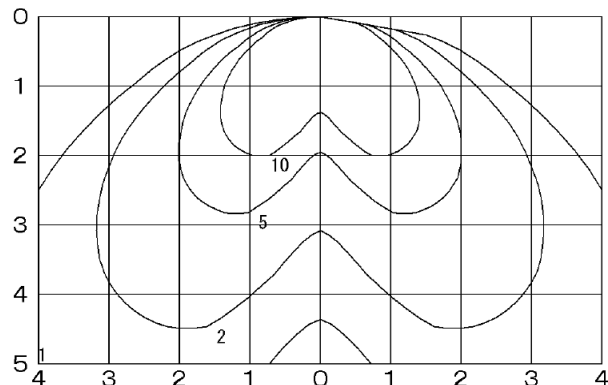
■ Packaging Details

| Packaging Type(Std.Pkg.Q'ty) | Dimensions (L×W×H) | Gross Weight (g) | EAN / ITF CODE |
|------------------------------|--------------------|------------------|----------------|
| Gift Box (1pce) | 61mm×61mm×128mm | 110g | 4974550426619 |
| Outer carton (10pcs) | 395mm×193mm×162mm | 1490g | 14974550426616 |

LUMINOUS INTENSITY DISTRIBUTION CURVE (cd / 1000lm)

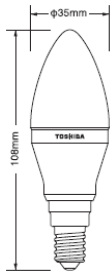


[Height (m)] [Unit (lx)]



- * .Some dimmers may cause flickering and no dimming at lower control level.
 .When the dimmer is connected to numerous lamp, it may not be possible to dim the light to the lowest possible level.
 .When dimming numerous lamps, respective colour or the timing of light out may differ.
 .When turning on the light from 100% dimming, it may not turn on.

Specification sheet



Product description
Model name
Product Code
EAN code
ITF code

Toshiba LED LAMP E-CORE
LDCC0627CE4EUD
218-50396
4974550426619
14974550426616

■ The strong point of TOSHIBA E-CORE LED Lamp

- Low energy and high efficacy.
- Mercury Free
- Instant illumination
- Low Heat Radiation
- Low UV radiation

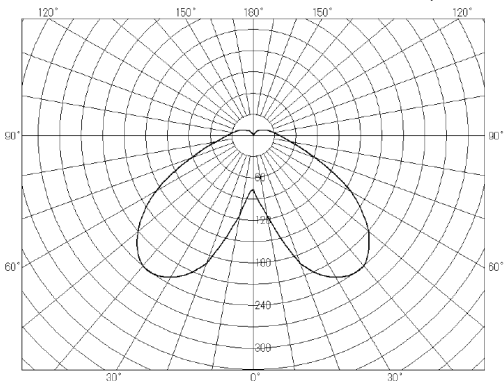
■ Technical DATA

| | |
|---|--------------------------------|
| Rated Voltage (V) | 220-240 |
| Rated Wattage (W) | 6.0 |
| Frequency (Hz) | 50 / 60 |
| Rated Input Current (mA) | 40 |
| Power Factor | 0.65 |
| Luminous Flux(lm) | 250 |
| Colour Description | Warm White |
| Colour Temperature (K) | 2700 |
| Colour Rendering Index (Ra) | 80 |
| Beam Angle (°) | - |
| Lamp Finish | Clear |
| Lamp Efficacy (lm / W) | 41.7 |
| Rated Lamp Lifetime (h) | 20,000 |
| Lumen Maintenance | 70% at the rated lamp lifetime |
| Number of Switching Cycle | over 20000 times |
| Dimming | Dimmable |
| Overall Length (mm) | 108.0 |
| Diameter (mm) | 35 |
| Net Weight (g) | 68 |
| Cap | E14 |
| Starting Time (s) | <0.5 |
| LED Min Lumens to claim wattage equivalence (W) | 25 |

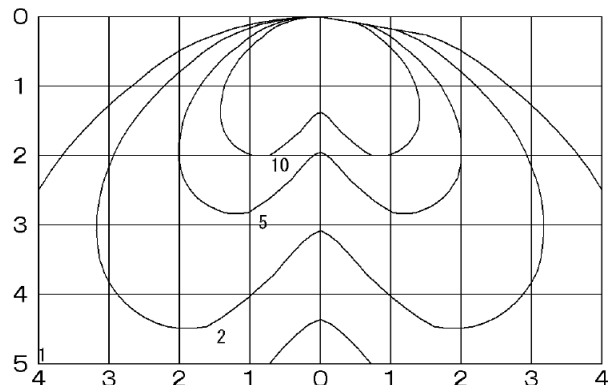
■ Packaging Details

| Packaging Type(Std.Pkg.Q'ty) | Dimensions (L×W×H) | Gross Weight (g) | EAN / ITF CODE |
|------------------------------|--------------------|------------------|----------------|
| Gift Box (1pce) | 61mm×61mm×128mm | 110g | 4974550426619 |
| Outer carton (10pcs) | 395mm×193mm×162mm | 1490g | 14974550426616 |

LUMINOUS INTENSITY DISTRIBUTION CURVE (cd / 1000lm)



[Height (m)] [Unit (lx)]



- * .Some dimmers may cause flickering and no dimming at lower control level.
 .When the dimmer is connected to numerous lamp, it may not be possible to dim the light to the lowest possible level.
 .When dimming numerous lamps, respective colour or the timing of light out may differ.
 .When turning on the light from 100% dimming, it may not turn on.

